


# Data sheet

## Gear pump - 3 cm<sup>3</sup>

BOSCH



### Specifications:

General:	External gear-type pump
Mounting:	Flange or through bolting with spigot
Line connections:	Screw, flange
Direction or rotation (locking on shaft):	Clockwise or anticlockwise. The pump may only be driven in the direction indicated.
Mounting position:	Any
Ambient temperature range:	- 15° C to + 60° C
Fluide:	Mineral oil-based hydraulic fluids to DIN/ISO
Viscosity:	20 - 100 mm <sup>2</sup> /s recommended range
Fluid temp. range:	-15° C to +80° C
Filter:	Contamination class 10 to NAS 1638 obtained with filter β <sub>25</sub> = 75

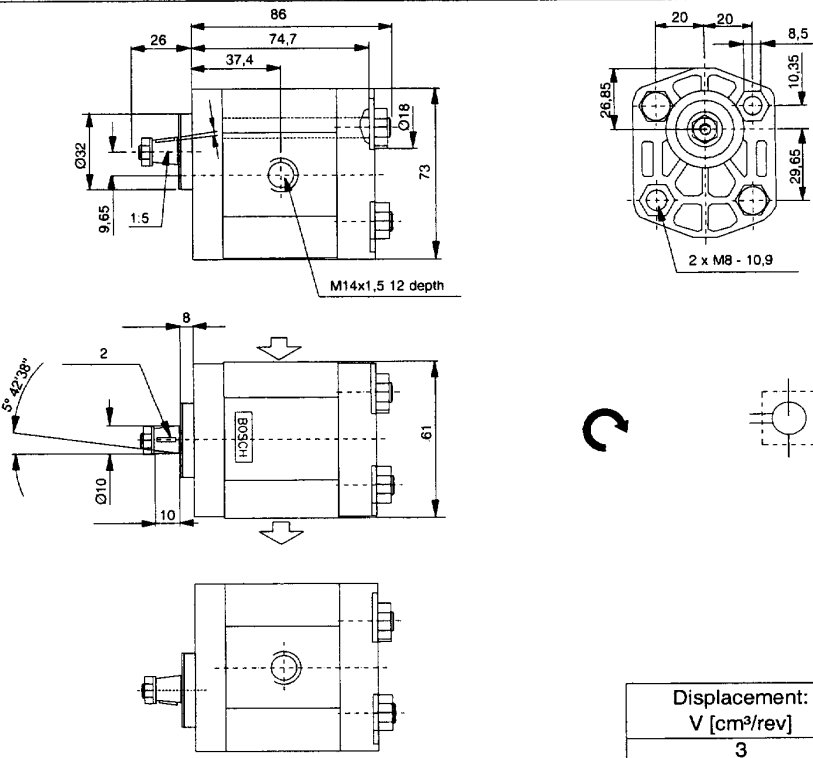
Type	P3
Displacement (cm <sup>3</sup> /cycle)	3
Max. continuous pressure p1 (bar)	210
Max. intermittent pressure p2 (bar)	230
Max. peak pressure p3 (bar)	250
Max. speed (rpm) at p1	3000

### Ordering:

DMS order no.:	Type:
320-1251	P3

Data sheet Gear pump - 3 cm<sup>3</sup>

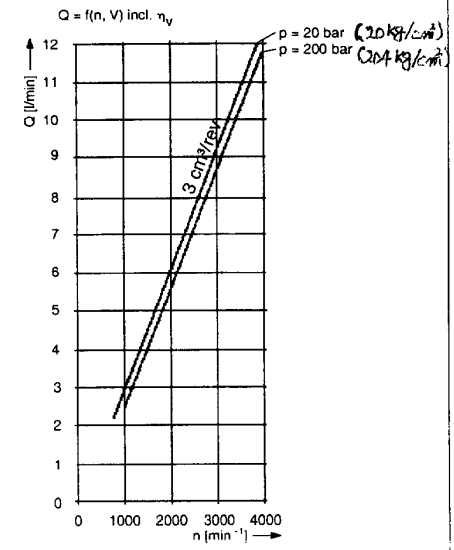
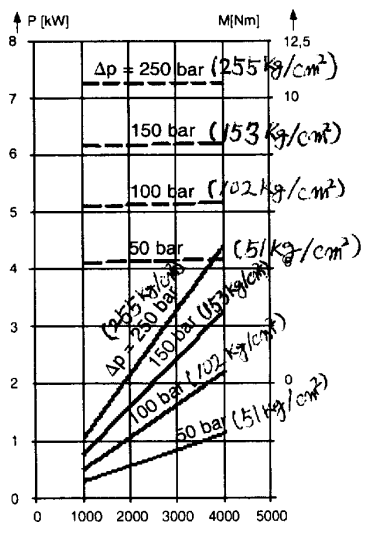
Drawing:



Displacement: V [cm <sup>3</sup> /rev]	Weight: kg
3	1,0

Diagrams:

P = f(n,p) — incl.  $\eta_t$   
 M = f(n,p) - - - incl.  $\eta_{hm}$



Danfoss can accept no responsibility for possible errors in catalogues, brochures and other printed material. Danfoss reserves the right to alter its products without notice. This also applies to products already on order provided that such alterations can be made without consequential changes being necessary in specifications already agreed. All trademarks in this material are property of the respective companies. Danfoss and the Danfoss logotype are trademarks of Danfoss A/S. All rights reserved.

